



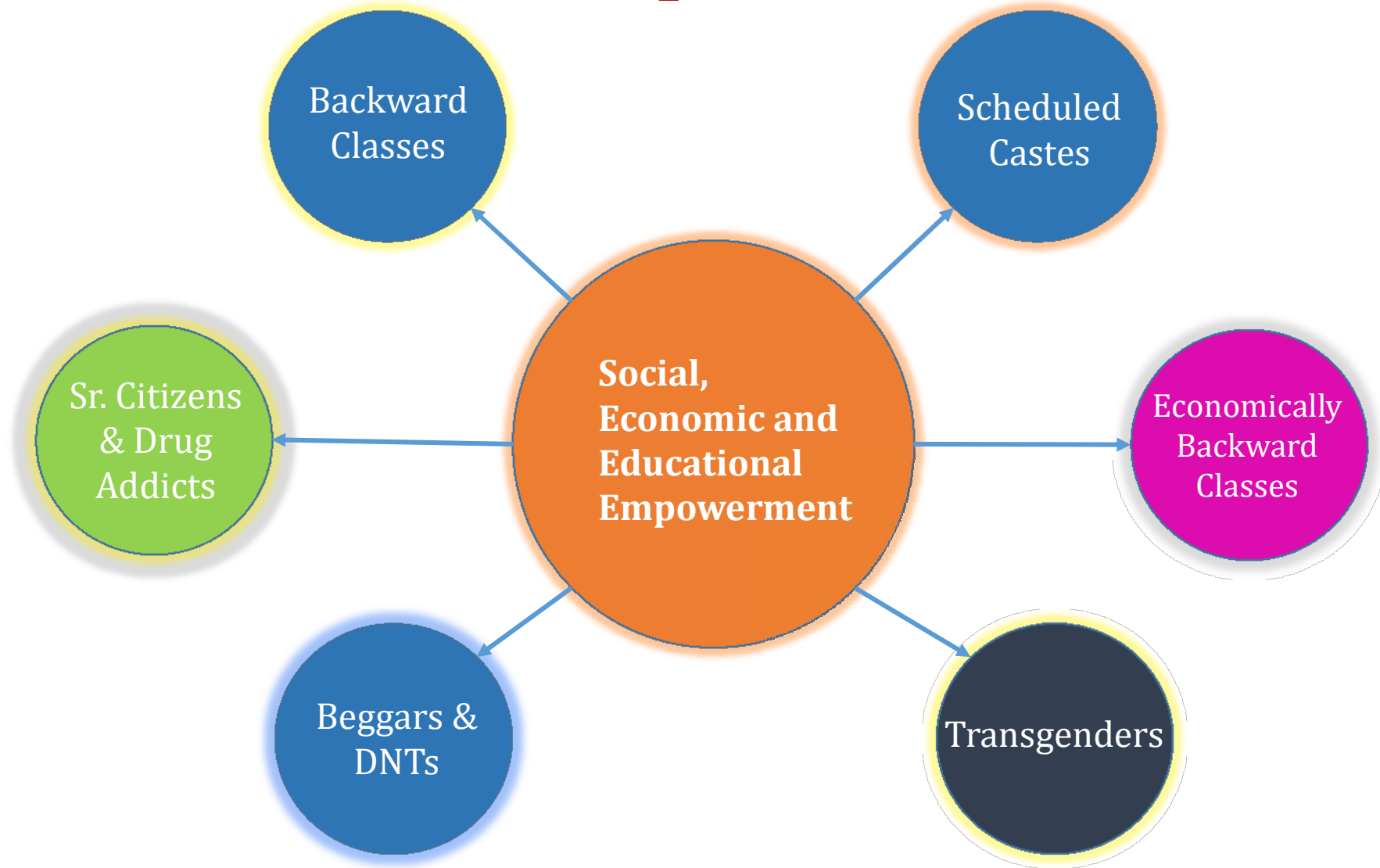
**Government of India  
Ministry of Social Justice and Empowerment  
Department of Social Justice and Empowerment**

***Scholarship Schemes for SCs***

**Conference of Additional Chief Secretaries/Principal Secretaries**

**27 February, 2019  
Venue: DAIC, 15 Janpath, New Delhi**

# About the Department - Mandate



# Major Schemes for SCs

## Educational Empowerment

- Post Matric Scholarship Scheme (Since 1944)
- Pre Matric Scholarship Scheme (since 2012-13)
- National Fellowship for Higher Education (2005-06)

## Economic Empowerment

- SCA to SCSP
- Venture Capital Fund
- NSFDC & NSKFDC

## Social Empowerment

- Pradhan Mantri Adarsh Gram Yojana
- Scheme for implementation of PCR and PoA Acts

# Scholarship Schemes for SCs

## Centrally Sponsored Schemes

- Post Matric Scholarship Scheme for SC Students (1944)
- Pre Matric Scholarship Schemes for SC Students in Class IX & X (2012-
- Pre Matric Scheme to Children of those involved in unclean Occupations (1977-78)

## Central Sector Schemes

- Babu Jagjivan Ram Chhatrawas Yojana (Hostels for Boys and Girls)
- Free Coaching for SC and OBC Students
- National Fellowship for SC Students
- National Overseas Scholarship for SCs
- Top Class Education for SCs

# Centrally Sponsored Schemes

# **Post Matric Scholarship Scheme for SC Students**

# **Post Matric Scholarship Scheme for SC Students - Features**

# Post-Matric Scholarship for SC Students (CSS)

The Scheme came into effect from the year 1944

This scheme is the single largest and earliest intervention by Government of India for educational development of Scheduled Caste Students

Provides financial assistance to scheduled caste students studying at post matriculation or post-secondary stage to enable them to complete their education

SC Students whose parental income is less than Rs 2.5 lakhs are eligible



# Post-Matric Scholarship for SC Students (CSS)

Maintenance allowance (Rs. 230/- to Rs. 1200.- per month),

Reimbursement of compulsory non-refundable fee,

Study tour charges (Rs 1600/- per annum),

Thesis typing/printing charges (Rs. 1600/- one time),

Book allowance ( Rs. 1200/- for students pursuing via distant learning),

Book Bank facility (up to Rs. 7500/- to Institute)

Additional allowance for students with disabilities (Rs 1600/- to Rs 2400/- per year)

# Post-Matric Scholarship for SC Students (CSS)

Payment of Maintenance Allowance and Course fee in the Bank A/c of Students mandatorily through DBT

Online submission of proposal by Institutes/Colleges including registration, affiliation detail etc.

Minimum 50% of students to be renewed

1% of annual budget for Monitoring of other Administrative costs

Revised formula for calculating the Committed liabilities of the States/UTs

Revised guidelines circulated on 3<sup>rd</sup> May, 2018 and 15<sup>th</sup> May, 2018

Detailed instructions for submission of proposals circulated on 15th May, 2018

# **Post Matric Scholarship Scheme for SC Students – Releases and Arrears**

## Post-Matric Scholarship for SC Students (CSS)

All arrears under the scheme as on 31-03-2016 have been cleared except Punjab

CA due for 2017-18 is under process

Budget allocation and amount released to the beneficiaries:

Year	BE (Rs. in Crore)	RE (Rs. in Crore)	Amount released (Rs. in crore)*	Beneficiaries (in Lakhs)
2014-15	1500.00	1904.78	1963.37	53.87
2015-16	1599.00	2216.00	2213.88	56.80
2016-17	2791.00	2820.70	2798.76	58.62
2017-18	3347.00	3347.99	3414.18	59.25
2018-19	3000.00	6000.00	5928.00*	60.00 (Estimate)

(\*including Rs. 240 cr in process)

## Status of Arrears up to 2016-17

Due arrears as on 31-03-2016 have been cleared, except Punjab

Rs in crore

State	Arrears as on 01/04/2017	Released 2017-18	Released 2018-19	Balance
Uttara Pradesh	317.42	317.42	0	0
Uttarakhand	0	0	0	0
Madhya Pradesh	0	0	0	0
Chhattisgarh	7.98	0	7	0.98 (in process)
Madhya Pradesh	39.02	39.02	0	0
Goa & Diu	0	0	0	0
Odisha	7.02	0	7.02	0
West Bengal	0.37	0.15	0	0.22 (Pending audit since 2010)
Andhra Pradesh	323.95	143.40	180.55	0

## Status of Arrears up to 2016-17 Contd..

Rs in cr

State	Arrears as on 01/04/2017	Released 2017-18	Released 2018-19	Balance
Uttar Pradesh	58.09	0	58.09	0
Uttarakhand	127.50	74.25	53.25	0
Madhya Pradesh	13.63	13.63	0	0
Chhatisgarh	26.16	8.93	17.23	0
Karnataka	395.46	395.46	0	0
Andhra Pradesh	83.91	83.91	0	0
Odisha Pradesh	230.42	230.42	0	0
Madhhyapradesh	1938.90	504.98	1433.92	0
Assam	0	0	0	0
Delhi	0	0	0	0

## Status of Arrears up to 2016-17 Contd..

Rs in crore

State	Arrears as on 01/04/2017	Released 2017-18	Released 2018-19	Balance
Andhra Pradesh	218.13	47.47	170.66	0
Chhattisgarh	0	0	0	0
Madhya Pradesh	1162.64	115.73	611.82 (incl. 114.9 cr in process)	435.09(pending a outcome)
Rajasthan	329.23	329.23	0	0
Tamil Nadu	0	0	0	0
Uttar Pradesh	1841.86	434.48	1407.38	0
West Bengal	97.35	140.24	0	0
Other States	0	0	0	0
Uttarakhand	1829.20	254.20	1575.00	0
Goa	39.69	39.69	0	0
West Bengal	212.56	212.56	0	0
<b>TOTAL</b>	<b>9300.49</b>	<b>3385.17</b>	<b>5521.92</b>	<b>436.29</b>

# Annual Committed Liability for 2017-2020 (Rs. in crore)

States	Committed Liability	Sl	States	Committed Liability
Andhra Pradesh	581.18	14	Kerala	75.26
Bihar	115.85	15	Madhya Pradesh	298.09
Chandigarh	4.28	16	Maharashtra	1128.58
Chhattisgarh	50.45	17	Odisha	238.28
Daman & Diu	Not Received	18	Puducherry	12.53
Delhi	17.26	19	Punjab	780.31
Goa	0.38	20	Rajasthan	247.32
Gujarat	309.43	21	Tamil Nadu	1526.45
Haryana	317.61	22	Telangana	467.77
Himachal Pradesh	123.24	23	Uttar Pradesh	1857.61
Jammu & Kashmir	9.67	24	Uttarakhand	111.43
Jharkhand	35.35	25	West Bengal	237.54
Karnataka	360.93			

States are exempt from Committed Liability under PMS-SC Scheme



# Due Central Assistance (CA) and Release for 2017-18 and 2018-19

Up to 25-02-2019, Rs. In Crores

States	Due CA 2017-18	Release for 2017-18	Due CA 2018-19	Release for 2018-19
Andhra Pradesh	90.00	90.00	90.00	0
Assam	0	0	30	15.00
Bihar	0	0	NR	0
Chandigarh	0	0	0.52	0
Chhattisgarh	3.23	3.23	6.54	0
Daman & Diu	NR	0	NR	0
Delhi	0	0	0	0
Goa	0.32	0	0.31	0
Gujarat	9.78	0	0	0
Haryana	0	0	0	0
Himachal Pradesh	0	0	0	0

# Due Central Assistance (CA) and Release for 2017-18 and 2018-19

Up to 25-02-2019, Rs. In Crore

States	Due CA 2017-18	Release for 2017-18	Due CA 2018-19	Release for 2018-19
Jammu & Kashmir	0	0	2.05	0
Jharkhand	0	0	0	0
Karnataka	29.18	29.18	16.78	0
Kerala	0	0	2.05	0
Madhya Pradesh	0	0	NR	0
Maharashtra	0	0	0	0
Manipur	7.75	7.50	8	7.75*
Meghalaya	0.01	0	NR	0
Odisha	38.25	38.25	46.21	0

Under Process for release

# Due Central Assistance (CA) and Release for 2017-18 and 2018-19

Up to 25-02-2019, Rs. In Cr

States	Due CA 2017-18	Release for 2017-18	Due CA 2018-19	Release for 2018-19
Puducherry	0		0.69	0
Punjab	0	0	NR	0
Rajasthan	77.68	77.68	112.68	0
Sikkim	0	0	1.04	1.04
Tamil Nadu	162.88	0	383.74	0
Telangana	0	0	0	0
Tripura	19.91	19.91	25.97	25.97
Uttar Pradesh	97.88	0	301.66	0
Uttarakhand	0	0	0	0
West Bengal	0	0	0	0
<b>TOTAL</b>	<b>536.87</b>	<b>265.75</b>	<b>1028.24</b>	<b>49.76</b>

# **Post Matric Scholarship Scheme for SC Students - Performance**

# Beneficiaries and GER

GER for the age group of 18-23 y

States	Bene. 2011-12	GER –SC 2011-12	GER-All 2011-12	Bene. 2017-18	GER –SC 2017-18	GER – 2017-
Andhra Pradesh	580801	25.6	29.9	658534	26.9	30.9
Assam	35493	12.5	14.7	23874	19.4	18.2
Bihar	84321	7.8	12.5	89213	9.2	13.0
Chandigarh	--	18.5	42.2	2203	32.9	56.4
Chhattisgarh	85133	8.1	10.5	95565	18.1	18.4
Daman & Diu	111	14.8	3.9	0	22.4	5.2
Delhi	15795	18.5	38.9	20100	31.8	46.3
Goa	111	22.7	23.5	280	28.6	28.0
Gujarat	147878	16.8	16.5	131169	26.8	20.1
Haryana	69418	17.5	28.0	123062	18.6	28.7
Himachal Pradesh	11235	13.9	24.8	33057	27.7	37.9

# Beneficiaries and GER

GER for the age group of 18-23 y

States	Bene. 2011-12	GER –SC 2011-12	GER-All 2011-12	Bene. 2017-18	GER –SC 2017-18	GER – 2017-
Jammu & Kashmir	7821	10.5	22.8	11040	17.1	27.7
Jharkhand	13160	5.8	9.9	20177	13.8	18.0
Karnataka	213248	15.8	23.8	322606	19.7	27.8
Kerala	123979	16.9	21.8	132286	25	36.2
Madhya Pradesh	241242	12.4	18.5	361268	19.8	21.2
Maharashtra	411256	23.9	26.3	540993	30.6	31.1
Manipur	4169	54.8	30.2	6566	67.4	31.8
Meghalaya	236	33.0	17.4	0	44.3	24.7
Odisha	81205	9.2	16.6	202125	18.8	22.0

# Beneficiaries and GER

GER for the age group of 18-23 y

States	Bene. 2011-12	GER –SC 2011-12	GER-All 2011-12	Bene. 2017-18	GER –SC 2017-18	GER – 2017-
Puducherry	8385	28.8	38.3	6241	32.2	45.4
Punjab	45806	8.4	23.0	274730	21.4	30.3
Rajasthan	220978	11.8	18.2	191184	17.2	21.7
Sikkim	336	27.8	28.2	361	32.3	37.4
Tamil Nadu	737307	28.5	40.0	761114	42.1	48.6
Telangana	--	-	-	212706	31.5	35.7
Tripura	28016	10.6	12.4	14652	18.2	21.2
Uttar Pradesh	904859	12.9	17.4	1238139	21.7	25.9
Uttarakhand	63113	17.2	31.1	69504	26.6	36.3
West Bengal	469009	9.0	13.6	382795	13.8	18.7

## Group-wise details of beneficiaries and expenditure for 2016-17

Group	Percentage Coverage of Beneficiaries under each group	Percentage of Expenditure under each group
<b>Group I</b>	9.9	35.68
<b>Group II</b>	9.5	18.27
<b>Group III</b>	34.4	22.58
<b>Group IV</b>	46.2	23.47

### Variation in average annual expenditure per Student reported by States (in Rs.)

Group	Minimum	Maximum
<b>Group I</b>	8000	107720
<b>Group II</b>	4000	91139
<b>Group III</b>	2800	31587
<b>Group IV</b>	2000	54845



# **Post Matric Scholarship Scheme for SC Students – Analysis of Data from Six States**

# Maximum and Minimum Annual Fee for various courses

As per data collected from Odisha, Andhra Pradesh, Telangana, Karnataka, West Bengal, Rajasthan

Courses	Across Govt. Institution				Govt. Quota across private/self-financing Insts			
	Min. Fee	State	Max. Fee	State	Min. Fee	State	Max. Fee	State
Up I Diploma in Engineering	5800	AP	257800	AP	35000	AP	113500	TS
Up I Diploma in Engineering	2800	AP	550000	OD	10000	AP	550000	OD
Up-II Diploma in Nursing								
Up-II Diploma in Nursing	605	KA	42000	OD	8000	TS	87500	KA
Up-II Diploma in Pharma.	605	AP	116000	AP	9900	KA	90000	AP
Up-III Diploma in Engineering								
Up-III Diploma in Engineering	534	AP	18590	AP	600	WB	20000	AP
Up-IV Diploma in Engineering								
Up-IV Diploma in Engineering	360	WB	12000	RJ	2061	KA	16500	AP
Up-IV Diploma in Engineering	600	WB	26500	OD	14900	AP & TS	36400	AP

# Fixation of Fee for Professional and Non-Professional Courses

Particular	Odisha	AP	Karnataka	Telangana	Rajasthan	West Bengal
Fixation of Fee by Committee (FFC) for Professional Courses	Yes (FFC)	Admission & Fee Regulatory Committee (AFRC)	Engineering – Technical Education Deptt. through Karnataka Examination Authority (KEA). Medical – Medical Education Deptt. through KEA.	Yes (FFC)	Yes	No, Commission for Higher Education, BCQ&T, the Director of Higher Education decides capping of fee.
Fixation of Fee by Committee for Non-Professional Courses	Respective Administrative Department	Executive Council for Universities for degree and PG courses. Respective Board fixes the fee for 11 <sup>th</sup> – 12 <sup>th</sup> Class.	Concerned University & Deptt. of Collegiate education, higher education.	Telangana Admission and Fee Regulatory Committee	Yes	

## Status of Fee capping, management Quota, Renewal Rate and Attendance

Name of the State	Status of Fee Capping	Status of Scholarship to Management Quota	Attendance	Renewal Rates of group I to IV	
				Govt Institutions	Private Institutions
Uttar Pradesh	No	No	Every month Principal of Institute fills the details in online portal and Maintenance allowance is processed only after 75% attendance.	59 to 78%	44 to 60%
Karnataka	No	Yes (2016-17 - 19,800 and 2017-18 - 27371 students)	Biometric for Hostellers and for others Principal of Institute certify the attendance.	-	-
Madhya Pradesh	Yes	Since fee is capped accordingly data on management quota not captured by their on line portal.	Institute ensures the minimum attendance.	-	-
Uttarakhand	Committee for fee capping has been constituted.	No	Undertaking is taken from Institutes	53 to 70%	50 to 60%
Odisha	No	No	Principal of Institutes enter the attendance in their e-pass portal.	81 to 90%	87 to 90%
West Bengal	Fees of Govt Institutions for the course are taken as bench mark to calculate the capping.	Not applicable	Attendance Register is checked at Block level.	86 to 97%	93 to 95%

# **Post Matric Scholarship Scheme for SC Students – Other Issues**

# Observations of CAG Report and Evaluation Study

CAG Conducted Performance Audit in five States during 2017-18

Evaluation Study was done during 2017-18 in 5 other States

Findings included:

- States have not prepared year wise database
- No timeline for processing of applications
- Online portal either kept open throughout the year or dates were extended regularly
- Delay in submission of proposal for Central Assistance
- Delay in release of scholarship
- Diversion of funds for purchase of stationeries and other products
- Non recovery of fees from students who left the course in mid-session
- Poor renewal rate in professional courses
- No mechanism for ensuring attendance
- Duplication of scholarship application with different IDs
- Ineffective monitoring and evaluation

## Other Issues

GER for SCs still below the average for all persons in the age group of 18-23 years

Wide variation across States in average expenditure per students in each Group of Courses

Wide variation in fees for similar courses across States

Non formation of Fee Fixation/regulation Committees for non-professional courses

Different methodologies for fixation of Scholarship levels

- In some states Scholarship capping implemented

Some of the States are still processing the applications manually

# Information Sought

**States/UTs were requested vide letter dated 20-12-2018 to furnish following information:**

Fee Fixation Committees Status

Minimum/Maximum Fees Course wise/Group Wise

Beneficiaries under Management Quota

Budget Provisions

Fee Capping etc

**Following States/UTs have submitted the information so far:**

Andhra Pradesh

Rajasthan

Uttar Pradesh

Telangana

Karnataka

West Bengal



## State-wise other pending Issues

Sl. No.	State	Issues Pending
	Andhra Pradesh	State Govt. has not clarified the year-wise demand of 2017-18 and 2018-19 as per GOI Rates.
	Bihar	Pending UC of Rs 7.55 crore for the releases upto 2016-17.
	Daman & Diu	Details of Committed Liability pending Proposal 2017-18 and 2018-19 pending
	Delhi	Details of Committed Liability incomplete Proposal for 2017-18 and 2018-19 pending
	Goa	State Govt. has not submitted Audited Figures since 2009-10

## State-wise pending Issues Contd..

	State	Issues Pending
5	Gujarat	Clarification vide letter dated 29.10.2018 pending.
7	Haryana	State Govt has not confirmed the CL. A meeting was called to discuss the issue but postponed due to State Govt request.
8	Maharashtra	Comments on CAG Report pending
9	Meghalaya	UC amounting Rs 3.12 lakh for the releases upto 2016-17 pending
10	Punjab	Audit Outcomes and State Response thereon pending
11	Uttar Pradesh	Comments on CAG Report is pending

# **Post Matric Scholarship Scheme for SC Students – Action Required**

## **Action required from States**

Introduce/improve Online end to end processing to ensure greater transparency and to control duplication and wrongful claims

- Verification of Certificates e.g. Income, Caste, Domicile etc
- Aadhaar seeding and its validation and Authentication before release
- Linkage of Aadhaar with Bank account as per Ministry's notification no. 428 dated 16.02.2017

Transfer of Scholarship amount including fee component in to student's account

Framing of modalities for periodical and timely payment of scholarship

- Time line for submission of application by 30 November of selection year
- Time line for submission of proposal for Central Assistance by 31 December

Ensure minimum 50% renewal of students

Ensure minimum 75 % attendance

## **Action required from States Contd..**

Mapping of Institutions and Verification of its fee, accreditation status, approved slots for course and other eligibility under the scheme

Physical Verification of Private Institutions by Group A level officer

Online portal should incorporate rates of fees approved by concerned authority/fee fixation committee, details of institutes, courses, their intake and accreditation

Setting up of Fee Fixation/Regulatory Committees for all courses

**e-matric Scholarship Scheme for SC students studying  
class IX and X**

## Pre-matric Scholarship Scheme for SC students studying in class IX and X - Features

The objective of this Central Sponsored Scheme is to support the parents of SC children for educating their wards, so that the incidence of drop outs at this stage is minimized and they can perform better and have a better chance of progressing to the post-matric stage of education.

Parental income ceiling has also been revised from Rs. 2.00 Lakh to Rs. 3.00 lakh per annum from Sept., 2017

### Rates of Scholarship:

Item	Day Scholars	Hostellers
Maintenance Allowance (Rs. Per month)	225	525
Books and Ad-hoc Grant (per year)	750	1000

# Pre-matric Scholarship Scheme for SC students studying in class IX and X

- Tuition Fees not paid under the Scheme
- Additional allowance to disabled students provided
- Scheme covers around 25 Lakh Students
- **Budget allocation and amount released:**

Year	Amount released (Rs. in Cr.)	Beneficiaries (in Lakh)
2014-15	514.03	25.14
2015-16	524.65	24.45
2016-17	507.47	20.21
2017-18	62.99	25.00
2018-19	84.56	25.00



## Pre-matric Scholarship Scheme for SC students studying in class IX and X – Pending Issues

State/UTs	Pending Issues with States/UTs
Andhra Pradesh	Utilization Certificate of Rs. 15.00 crore is pending.
Assam	Utilization Certificate of Rs. 7.64 crore is pending.
Bihar	No details on Committed Liability and proposal for 2017-18
Chandigarh	No details on Committed Liability and UT has requested for exemption in
Chhattisgarh	No details on Committed Liability
Daman & Diu	No details on Committed Liability
Delhi	No details on Committed Liability
Goa	No details on Committed Liability
Gujarat	Clarification sought on payment of enhanced rates for entire 2017-18 however rates were effective from date of revision of scheme i.e. 19.09.201
Haryana	No details on Committed Liability
Himachal Pradesh	Utilization Certificate for Rs. 1.43 crore awaited.
J&K	No details on Committed Liability
Jharkhand	No issue. <b>Recently Rs. 16.34 crore has been released in 2018-19</b>
Karnataka	Clarification on higher demand 2017-18 compared to 2016-17 is awaited.
Kerala	Utilization Certificate for Rs. 5.91 crore awaited.

## Pre-matric Scholarship Scheme for SC students studying in class IX and X – Pending Issues Contd..

State/UTs	Pending Issues with States/UTs
MP	No details on Committed Liability
Maharashtra	Unspent amount of Rs. 122 crore. No details on Committed Liability
Manipur	Demand is within comm. liability and communicated on 14.09.201
Meghalaya	No details on Committed Liability
Odisha	No issue. <b>Rs. 9.96 crore has been released in 2018-19</b>
Punjab	Details on Committed Liability
Puducherry	Utilization Certificate for Rs. 1.96 crore pending
Rajasthan	UC received last week. <b>Release for Rs. 20 crore under process</b>
Sikkim	No details on CL. State has sought exemption from CL
Tamil Nadu	Unspent amount of Rs. 44.52 crore. Clarification awaited
Telangana	No proposals
Tripura	No issue. <b>Rs. 2.59 crore has been released in February 2019</b>
UP	No issue. <b>Rs. 27.06 crore has been released in 2018-19</b>
UKD	No details on Committed Liability
WB	No issue. <b>Rs. 28.70 crore has been released in 2018-19</b>

**Pre-matric Scholarship to the children of those engaged in  
occupation involving cleaning and prone to health hazards**

## **Pre-matric Scholarship to the children of those engaged in occupation involving cleaning and prone to health hazards - Features**

The objective of the scheme is to provide financial assistance to children whose parents/guardian belongs to one of the following categories, to pursue pre-matric education:

- Persons who are Manual Scavengers as defined under section 2(I)(g) of the Manual Scavengers Act, 2013;
- Tanners & Flayers;
- Waste Pickers and
- Persons engaged in hazardous cleaning as defined in section 2(I)(d) of the Manual Scavengers Act, 2013.

There is no Parental income ceiling.

## **Pre-matric Scholarship to the children of those engaged in occupation involving cleaning and prone to health hazards – Features Contd..**

Central Assistance is released from Government of India for total expenditure under the Scheme, over and above their respective Committed Liability.

The Scheme has been extended till 2019-20 with the following major modifications:

- The rates of Scholarship stands enhanced to Rs. 225 pm (10 months) for Day Scholars however the hostellers are paid Rs. 700 pm (10 months).
- Books and Ad-hoc Grant of Rs. 750/1000 (Day Scholars/Hostellers).
- National Safai Karmcharis Finance and Development Corporation (NSKFDC) will be the coordinating agency between Central Government and State Government/ Administration for effective implementation of the Scheme.

## Pre-matric Scholarship to the children of those engaged in occupation involving cleaning and prone to health hazards

### Budget allocation and amount released:

Year	Amount released (Rs. in Crore)	Beneficiaries
2014-15	0.89	14273
2015-16	2.41	338693
2016-17	1.88	94735
2017-18	0.35	-
2018-19	2.98	-

## Pre-matric Scholarship to the children of those engaged in occupation involving cleaning and prone to health hazards – Pending Issues

### No proposal received from:

- AP, D&D, DEL, Chandigarh, GJ, HR, Manipur, MP, Meghalaya, RJ, TN, TS & UK

### For most States demand within committed liability

State/UTs	Pending Issues with States/UTs
Assam	Utilization Certification of Rs. 51.20 lakh for 2011-12 to 2014-15 is pending.
Bihar	Unspent Rs. 1.22 crore.
Chhattisgarh	Expenditure 2017-18 & 2018-19 are within their Committed Liability.
Goa	Unspent amount of Rs. 3.44 lakh released during the year 2013-14 available.
Himachal Pradesh	Rs. 1.11 lakh unutilized of 2016-17. Expenditure 2017-18 shown Rs.42.26 lakh is higher compared to 6.94 lakh of 2016-17. Clarification being sought.
J&K	No details on Comm. Liability in their proposal 2017-18 and 2018-19
Jharkhand	Unspent of Rs. 1.15 lakh
Karnataka	Rs. 55.75 lakh Unspent

## Pre-matric Scholarship to the children of those engaged in occupation involving cleaning and prone to health hazards – Pending Issues Contd.

State/UTs	Pending Issues with States/UTs
Kerala	Expenditure for 2017-18 of Rs. 19.38 lakh is within the Committed Liability. Anticipated Expenditure for 2018-19 has been shown as Rs. 51.00 lakh high side compared to 2017-18.
Maharashtra	Expenditure within Committed Liability. <b>Rs. 2.98 crore released</b> in 2018 towards past arrears.
Mizoram	No details on Committed Liability
Odisha	Expenditure 2017-18 of Rs. 15.06 lakh is within its committed liability
Punjab	Rs. 77.69 lakh unspent.
Puducherry	Rs. 6.00 lakh unspent of 2010-11
Sikkim	No details on Committed Liability in its proposal 2018-19.
Tripura	Expenditure with in Committed Liability
Uttar Pradesh	Rs.1.29 crore unspent of 2006-07.
West Bengal	Rs. 23.94 lakh unspent available at State



# Central Sector Schemes

# **Babu Jagjivan Ram Chhatrawas Yojana**

# Babu Jagjivan Ram Chhatrawas Yojana

The objective of the Scheme is to provide hostel facilities to SC **Boys** and **Girls** studying in middle schools, higher secondary schools, colleges and Universities

Funds provided for new construction, as well as expansion/repairs of existing hostel facilities to

- ❑ State Governments;
- ❑ Union Territory Administrations;
- ❑ Central Universities/Institutions – Through Administrative Department concerned
- ❑ State Universities/Institutions - Through State Govt. concerned

Central Assistance released in two equal instalments.

Mandatory 70% reservation for SC Students in the Hostels.

# Babu Jagjivan Ram Chhatrawas Yojana

## Cost Norms for new hostel/expansion (per inmate)

North Eastern Region:	Rs.3.50 lakh
Northern Himalayan Regions:	Rs.3.25 lakh
Terai Plains & Lower Himalayan Region:	Rs.3.00 lakh

A one-time grant of Rs.5000/- per student would also be provided for making provisions of a cot, a table and a chair for each student after completion of construction of the hostel.

# Babu Jagjivan Ram Chhatrawas Yojana

## **Central Assistance for Repair & Maintenance**

Central assistance for repair and maintenance - maximum of Rs.5.00 lakh for one hostel of 50 inmates, Rs.10.00 lakh for 100 inmates, Rs.15.00 lakh for 150 inmates and so on.

Available for operational hostels which have been sanctioned under the Scheme during the 12th Five Year Plan & onwards

# Babu Jagjivan Ram Chhatrawas Yojana

## Funding Pattern

Implementing Agency	Boys Hostel		Girls Hostel	
	Central Assistance	State Govt./Implementing Agency contribution	Central Assistance	State Govt./Implementing Agency contribution
State Government	50%	50%	100%	-
UT Administration	100%		100%	-
Central University/Institution	90%	10%	100%	-
State University/Institution	45%	55% (University/ Institution and State Government in the ratio of 10:45)*	100%	-

In case the State Government/UT Administration concerned do not contribute their expected share to State Universities, the same has to be borne by the State Universities concerned

# Fund release and beneficiaries – Boys Hostels

(Rs. i

States/UTs	2015-16		2016-17		2017-18		2018-19	
	Release	Bene.	Release	Bene.	Release	Bene.	Release	Bene.
Andhra Pradesh	50.00	220	0.00	0	0.00	0	0.00	
Himachal Pradesh	86.18	100	60.00	0	0.00	0	0.00	
Jharkhand	18.26	-	0.00	0	0.00	0	0.00	
J&K	-	-	-	-	-	-	40.62	
Kerala	0.00	0	0.00	0	0.00	0	0.00	
Karnataka	0.00	0	0.00	0	0.00	0	135.00	
Madhya Pradesh	0.00	0	240.00	500	240.00	0	190.00	
Maharashtra	84.62	100	65.79	0	67.50	0	0.00	
Orissa	0.00	0	50.00	100	0.00	0	82.82	
Punjab	23.40	52	71.71	100	26.84	0	0.00	
Puducherry	0.00	0	0.00	0	0.00	0	50.00	
Rajasthan	0.00	0	2.50	0	45.00	0	0.00	
Tamil Nadu	0.00	0	0.00	0	110.66	100	0.00	
West Bengal	65.80	-	0.00	0	0.00	0	0.00	
<b>TOTAL</b>	<b>328.26</b>	<b>472</b>	<b>490.00</b>	<b>700</b>	<b>490.00</b>	<b>100</b>	<b>498.44</b>	

# Fund release and beneficiaries – Girls Hostels (Rs. in lakh)

States/UTs	2015-16		2016-17		2017-18		2018-19	
	Release	Bene.	Release	Bene.	Release	Bene.	Release	Bene.
Assam	84.80	0	0.00	0	718.44	450	414.02	
Bihar	0.00	0	0.00	0	0.00	0	0.00	
Chhatisgarh	232.29	300	244.17	0	404.89	0	0.00	
Himachal Pradesh	292.36	100	0.00	0	0.00	0	0.00	
Jammu & Kashmir	0	0	0.00	0	160.41	50	0.00	
Kerala	0	0	0.00	0	300.00	100	0.00	
Madhya Pradesh	0	0	352.34	500	3547.66	800	0.00	
Maharashtra	163.40	0	90.00	0	103.05	0	101.25	
Manipur	144.31	205	271.56	0	628.37	0	0.00	
Odisha	80.00	100	653.73	200	283.73	100	0.00	
Punjab	89.57	100	571.78	200	273.88	100	399.00	
Rajasthan	1350.00	450	2.50	0	81.46	0	0.00	
Sikkim	700.00	200	0.00	0	0.00	0	0.00	
Tamil Nadu	0.00	0	0.00	0	300.00	100	0.00	
Telangana	-	-	-	-	-	-	288.80	
Tripura	100.00	100	157.50	150	157.50	0	0.00	
West Bengal	1332.27	200	666.42	200	41.25	0	0.00	
Karnataka	0.00	0	0.00	0	0.00	0	150.00	
<b>TOTAL</b>	<b>4569.00</b>	<b>1755</b>	<b>3010.00</b>	<b>1250</b>	<b>7000.64</b>	<b>1700</b>	<b>1353.07</b>	

cond installment



# Babu Jagjivan Ram Chhatrawas Yojana

## Pending Completion and UCs

**el construction should be completed with in a period of two years from sanction of project**

State	Completion/ progress report awaited ( Years of Sanction)	UC Pending (Rs. Crore)
Uttar Pradesh	02 Girls (2008-09), 01 Girls (2010-11). 02 Girls (2013-14) & 01 Boys (2015-16)	13.95
Uttar Pradesh	07 Girls (2017-18)	-
Uttar Pradesh	02 Girls (2007-08), 01 Girls (2013-14)	1.62
Uttar Pradesh	09 Boys (2008-09 & 2009-10)	0.79
Uttar Pradesh	01 Boys (2012-13) & 01 girls (2013-14)	101.09
Uttar Pradesh	01 Girls (2008-09), 04 Girls (2012-13), 01 Girls (2013-14), 01 Girls (2014-15), 02 Girls (2015-16)	9.28
Uttar Pradesh	01 Girls (2010-11), 01 Girls (2014-15), 01 Girls (2015-16) 02 Boys (2010-11)	3.46
Uttar Pradesh	02 Boys (2012-13)	0.18

# Babu Jagjivan Ram Chhatrawas Yojana

## Completion and UCs Contd..

	Completion/ progress report awaited ( Year of Sanction)	UC Pending (In Rs. Cro)
Andhra Pradesh	10 Girls(2016-17), 02 Girls (2017-18) 05 Boys (2013-14), 10 Boys (2016-17)	27.05
Assam	03 Girls (2013-14 & 2015-16), 04 Girls (2014-15) 01 Boys(2012-13)	3.38
Bihar	29 Girls (2007-08), 12 girls (2008-09), 01 Girls (2015-16), 02 Girls (2016-17), 01 Girls(2017-18) & 01 Boys (2007-08)	11.86
Chhattisgarh	01 Girls (2007-08), 01 Girls (2011-12), 04 Girls (2014-15, 2015-16 & 2016-17) 01 Boys (2014-15) , 01 Boys (2016-17)	8.19
Goa	05 Girls (2008-09), 11 Girls (2009-10), 04 Girls (2010-11), 09 Girls (2015-16)	16.80
Karnataka	01 Girls (2017-18) & 01 Boys (2017-18)	3.25
Kerala	04 Girls/Boys (2008-09)	2.05
Madhya Pradesh	03 Girls (2008-09 & 2016-17)	2.50
Uttar Pradesh	03 Girls (2007-08), 03 Girls (2010-11) 01 Boys (2011-12), 01 Boys (2013-14)	8.70

# Babu Jagjivan Ram Chhatrawas Yojana

## Receipt of complete proposals for 2nd installment

2nd installment due for State Government and Universities							
Name of Implementing agencies	Sanctioned year	No. of hostels	Inmates	CA sanctioned	Released amount	Date of Release	D Am
Govt. of Jharkhand	2012-13	05/girls hostel	100	3.42	2.00	05.12.2012	
Himachal Pradesh	2008-09	01/girls hostel	64	1.52	0.50	31.10.2008	
Inst. of Biotech. and Environ. Science, UKD	2013-14	01/girls hostel	94	1.88	1.30	18.02.2014	
Jammu Univeristy	2013-14	01/girls hostel	100	2.00	1.00	30.03.2014	
Govt. of MP	2016-17	10/Boys hostel	500	7.50	4.80	30.03.2018	
Govt. of Odisha	2008-09	12/girls hostel	1200	14.22	13.69	18.03.2009	
Govt. of Odisha	2017-18	01/girls hostel	100	3.00	1.50	16.03.2018	
CIPET, Odisha	2016-17	01/boys hostel	100	2.70	0.50	07.09.2016	
Govt. of Rajasthan	2009-10	10/Boys hostel	250	3.32	3.02	30.08.2011	
Govt. of Tripura	2016-17	02/girls hostel	150	5.25	1.00	05.03.2017	
Govt. of Gujarat	2012-13	06/girls hostel	1375	12.00	2.21	29.03.2013	
Govt. of Gujarat	2012-13	06/boys hostel	1375	6.00	4.09	29.03.2013	
Govt. of Gujarat	2007-08	01/boys hostel	120	0.95	0.71	28.02.2008	
Govt. of Haryana	2012-13	04/girls hostel	400	8.00	3.00	26.03.2013	
Guru Nanak Dev Univeristy	2016-17	01/boys hostel	100	1.35	0.68	28.09.2017	
Govt. of Uttar Pradesh	2008-09	02/girls hostel	200	3.30	2.54	22.01.2009	
<b>Total</b>				<b>76.404</b>	<b>42.529</b>		

## **Mechanism for inspection and monitoring- States are responsible for**

operationalization of the hostels and monitoring of their activities.

Closely supervising the hostel construction work

Submission of quarterly progress reports, both physical and financial, to the Ministry of Social Justice & Empowerment

Completion of the construction within a period of two years from the date of sanctioning the project

Training to the officers involved in supervising the hostels

Giving wide publicity for admission of students in the hostels through newspapers, television, etc

Develop a grievance redressal mechanism for inmates

Submission of reports regarding percentage of occupancy, facilities available in the hostels (including availability of lady wardens and watchmen in girls' hostel), outcome of academic performance, etc. to the Ministry periodically

## **Other Important Issues: States required to ensure..**

Development of standard design for hostels with costing norms

Submission of proof/ documents of ownership & occupancy of land

Submission of certificate that the land is free from any encumbrance and encroachment as well as devoid of any dispute

Seeking permission of this Ministry for post sanction change of location

Construction of a few barrier free rooms/blocks of the hostels and incorporation of facilities like ramps etc. for convenience of students with disabilities

Construction of boundary walls

Construction of 2 rooms set quarter for hostel wardens and one room set for Chowkidars/ Lady Guards as integral part of the scheme

Availability of lady Wardens and Watchmen in girls hostels

10% reservation to SC students in the hostels

Submission of proposals for repair and maintenance of Hostels

**Free Coaching for SC and OBC Students (CS)**

## Free Coaching for SC and OBC Students (CS)

Provides assistance for quality coaching in reputed institutes for:

- Group A and B examinations conducted by the Union Public Service Commission
- State Public Service Commissions, Officers Grade examinations conducted by State Public Service Commissions, Banks etc.
- Premier Entrance Examinations and Eligibility tests/examinations like SAT, GMAT and TOEFL.

Family income ceiling Rs. 6 lakh per annum

Entire Coaching fee paid to the institute

Stipend for Outstation students - Rs. 5000

Stipend for Local students - Rs. 2500

32 Institutes empanelled

# Fund released and beneficiaries

Amount in Rs. Lak

State/UTs	2015-16		2016-17		2017-18		2018-19	
	Release	Bene.	Release	Bene.	Release	Bene.	Release	Bene.
Assam	22.06	150	0	0	0	0	0	
Bihar	0	0	0	0	62.02	100	25	
Chandigarh	0	0	0	0	121.5	200	67.5	
Delhi	16.31	150	25.47	150	520.297	548	331.51	
Gujarat	0	0	0	0	73.75	100	47.5	
Haryana	16.75	100	0	0	80.375	100	115.53	
J&K	13.38	100	0	0	84.05	100	48.13	
Karnataka	9.50	50	0	0	123.105	100	62.5	
Kerala	7.12	50	7.12	0	0	0	0	

Balance amount of previous year released. Figures not indicated to avoid double counting



# Fund released and beneficiaries

Amount in Rs. Lak

State/UTs	2015-16		2016-17		2017-18		2018-19	
	Release	Bene.	Release	Bene.	Release	Bene.	Release	Bene.
Madhya Pradesh	65.20	500	12.01	0*	7.125	0	10.06	
Maharashtra	66.00	400	6.75	0*	62.02	100	25	
Manipur	7.35	50	7.35	0*	41.82	100	42.67	
Odisha	29.31	200	0	0	0	0	0	
Punjab	0	0	0	0	165.325	199	107.83	
Rajasthan	13.69	100	11.85	0*	228.35	300	183.08	
Sikkim	0	0	0	0	0	0	0	
Tamil Nadu	174	800	0	0	291.815	200	47.5	
Telangana	56.5	400	0	0	0	0	0	
U.P.	95.25	550	79.45	100	79.35	100	88.84	
Uttarakhand	13.25	100	0	0	0	0	0	
W.B.	77	600	0	0	43.375	0	0	
	<b>682.67</b>	<b>4300</b>	<b>150</b>	<b>250</b>	<b>1984.277</b>	<b>2247</b>	<b>1202.65</b>	

Institutes empanelled - Andhra Pradesh, Arunachal Pradesh, Chhattisgarh, Himachal Pradesh, Jharkhand, Meghalaya, Mizoram, Nagaland, Puducherry and Tripura

Finance amount of previous year released. Figures not indicated to avoid double counting

# **National Fellowships for Higher Education (CS)**

## **National Fellowships for Higher Education (CS) (2005-06)**

Financial assistance to SC students for pursuing research studies leading to M. Phil., Ph.D. at universities, research institutions and scientific institutions

The scheme caters to 2000 Fellowships (Junior Research Fellows) per year to Scheduled Caste students

- These 2000 slots are over and above the number of SC students selected under non-reservation policy of Government for UGC fellows
- 1500 awardees through UGC-NET-JRF for Social Science, humanities streams
- 500 through CSIR-NET-JRF for Science and Engineering stream.

The rates of fellowship is Rs. 25000/- per month for Junior Research Fellowship (JRF) and 28000/- per month for Senior Research Fellowship (SRF).

The fellowship is provided for maximum 5 years

The scheme covers all universities/institutions recognized by the University Grants Commission (UGC) and is implemented through UGC

# **National Overseas Scholarship (CS)**

## National Overseas Scholarship (CS)

Provides assistance to selected students of Scheduled Castes, De-notified tribes, nomadic & semi-nomadic tribes, landless agricultural labourers and traditional artisans

Assistance for pursuing higher studies of Master level courses and Postgraduate programmes abroad in following specified fields of study:

- Engineering and Management;
- Pure Sciences & Applied Sciences;
- Agricultural Sciences and Medicine;
- Commerce, Accounting & Finance; and
- Humanities & Social Science

There are 100 slots per year with provision to carry over the unfilled slots.

## **National Overseas Scholarship (CS) contd..**

Annual income ceiling of family is Rs. 6.0 lakh.

Tuition fees, maintenance allowance, air passage, Visa fee, insurance premium etc.

30% slots are reserved for the Girls Students.

For USA only J-1 Visa is allowed.

Selection process remains open throughout the year.

# **Scholarship Scheme of Top Class Education for SC Students (CS)**

## Scholarship Scheme of Top Class Education for SC Students (C)

Promotes quality education amongst SC students, by providing full financial support for pursuing studies beyond XII class in Institutions of Excellence, Institutions of National Importance and other reputed institutions

At present 220 Government and Private Institutes are empanelled

The Scheme has the provision for:

- full tuition fees and non refundable charges (with a ceiling of Rs. 2 Lakhs per annum per student for private sector institutions)
- living expenses to the student @ Rs. 2220/- per month
- books and stationery @ Rs. 3000/-per annum and
- latest computer with accessories limited to Rs. 45000/- per student



## Scholarship Scheme of Top Class Education for SC Students contd

- Annual income ceiling of family is Rs. 6.0 lakh
- Starting from batch 2017-18 all scholarships to be paid in DBT mode through National Scholarship Portal only
- 1500 fresh slots every year
- 30% slots are reserved for the Girls Students

**Thanks**

## Group wise average Annual Expenditure per student during 2016-17 (in Rs.)

S. No.	States/UT	Group -I	Group-II	Group-III	Group-IV	Overall
	Andhra Pradesh	29872	15407	5432	6857	10440
	Assam	<b>8000</b>	<b>4000</b>	<b>2800</b>	<b>2000</b>	16800
	Bihar	<b>107720</b>	68156	6023	5530	11128
	Chhattisgarh	26142	11610	5328	3085	5462
	Goa	<b>240000</b>	<b>348462</b>	<b>103654</b>	<b>50488</b>	<b>115463</b>
	Gujarat	76444	34205	21146	14373	17714
	Haryana	44940	27453	28032	19158	26327
	Himachal Pradesh	46623	45178	7990	6614	11679
	Jammu & Kashmir	20118	25843	15488	11568	16045
	Jharkhand	29781	8682	15296	2643	8321
	Karnataka	43124	18828	8286	5334	11595
	Kerala	52507	24080	8647	3251	9183
	Madhya Pradesh	41871	18188	9983	3719	8490
	Maharashtra	68693	35239	16502	12865	25143

## Group wise average Annual Expenditure per student during 2016-17 (in Rs.)

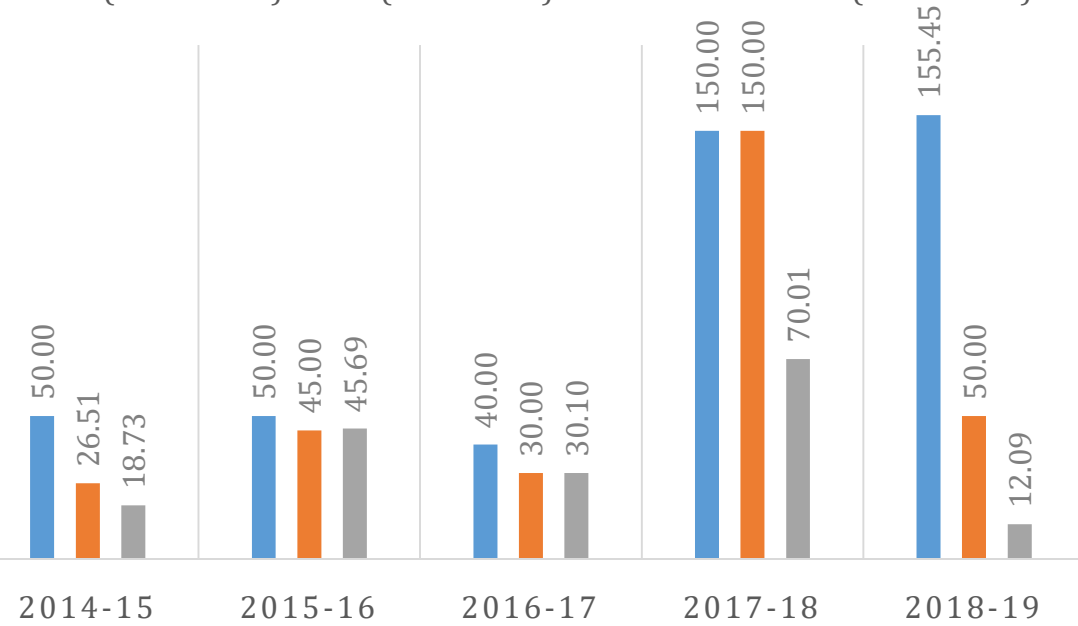
No.	States/UT	Group -I	Group-II	Group-III	Group-IV	Overall
5	Manipur	34251	17782	7988	5662	9334
6	Meghalaya	8894	6123	4047	3849	4842
7	Odisha	62184	26062	4342	10346	12362
8	Puducherry	46928	30449	11266	13479	19291
9	Punjab	72014	45518	<b>31587</b>	12156	25215
10	Rajasthan	49274	14842	7516	6173	9128
11	Sikkim	106731	<b>91139</b>	25682	<b>54845</b>	75549
12	Tamil Nadu	62934	31246	6148	7467	19611
13	Telangana	27228	12999	5937	4070	8674
14	Tripura	60050	47788	4424	3555	12397
15	Uttar Pradesh	80104	34524	9008	5947	14204
16	Uttarakhand	41863	23710	12708	3569	9365
17	West Bengal	27228	12999	5937	4071	8674

# Babu Jagjivan Ram Chhatrawas Yojana

Expenditure Status for last four year is given below:

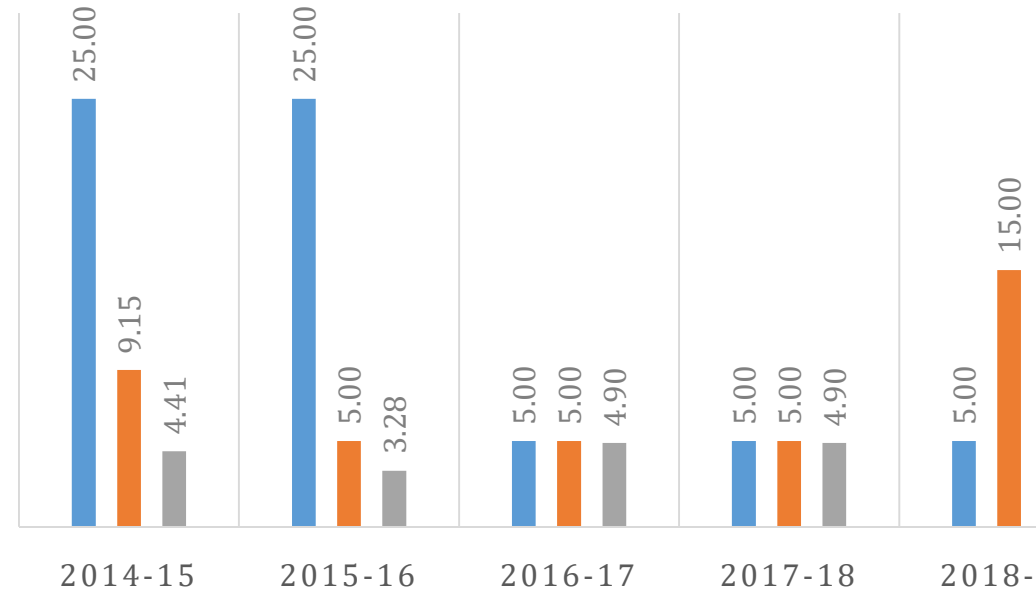
## SC GIRLS HOSTELS

■ BE(Rs. in Crore) ■ RE(Rs in Crore) ■ Amount released (Rs. in Crore)



## SC BOYS HOSTELS

■ BE(Rs. in Crore) ■ RE(Rs in Crore) ■ Amount released (Rs. in Crore)



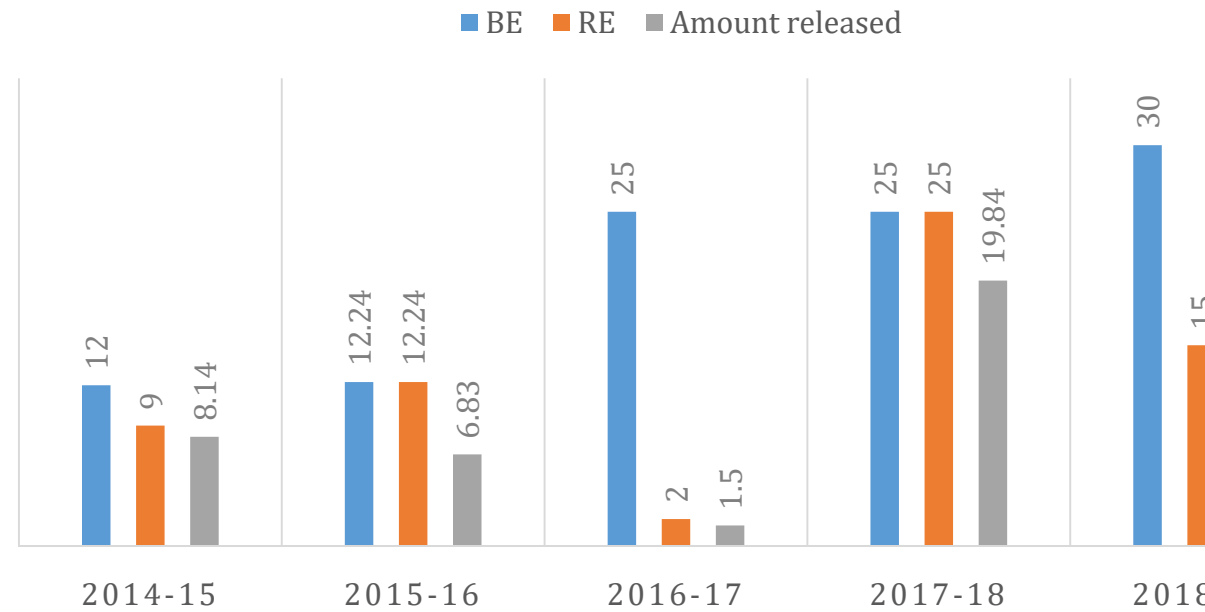
# Babu Jagjivan Ram Chhatrawas Yojana

Expenditure Status for last four years is given below:

Year	BE(Rs. in Crore)	RE(Rs in Crore)	Amount released (Rs. in Crore)	No. of Beneficiaries (No of Hostels/Inmates)
<b>SC Girls Hostel</b>				
014-15	50.00	26.51	18.73	1272
015-16	50.00	45.00	45.69	23/1755
016-17	40.00	30.00	30.10	18/1250
017-18	150.00	150.00	70.01	17/1700
018-19	155.45		12.09	-
<b>SC Boys Hostel</b>				
014-15	25.00	9.15	4.41	329
015-16	25.00	5.00	3.28	04/472
016-17	5.00	5.00	4.90	12/700
017-18	5.00	5.00	4.90	01/100
018-19	5.00		3.23	-

# Free Coaching for SC and OBC Students (CS)

Year	BE (Rs. in Cr.)	RE (Rs. in Cr.)	Amount released (Rs. in Cr.)	No. of Beneficiaries
2014-15	12.00	9.00	8.14	6,126
2015-16	12.24	12.24	6.83	4,300
2016-17	25.00	2.00	1.50	250
2017-18	25.00	25.00	19.84	2247
2018-19	30.00	15.00	12.03	-



# National Fellowships for Higher Education (CS)

**Budget allocation and amount released to the beneficiaries:**

<b>Year</b>	<b>BE (Rs. in Crore)</b>	<b>RE (Rs. in Crore)</b>	<b>Amount released (Rs. in Crore)</b>	<b>No. of New Beneficiaries</b>
<b>2014-15</b>	<b>200.00</b>	<b>150.00</b>	<b>148.84</b>	<b>2,000</b>
<b>2015-16</b>	<b>209.55</b>	<b>209.55</b>	<b>200.55</b>	<b>2,000</b>
<b>2016-17</b>	<b>200.00</b>	<b>200.00</b>	<b>196.00</b>	<b>2,000</b>
<b>2017-18</b>	<b>230.00</b>	<b>230.00</b>	<b>225.40</b>	<b>2,000</b>
<b>2018-19</b>	<b>300.00</b>		<b>145.00</b>	<b>-</b>



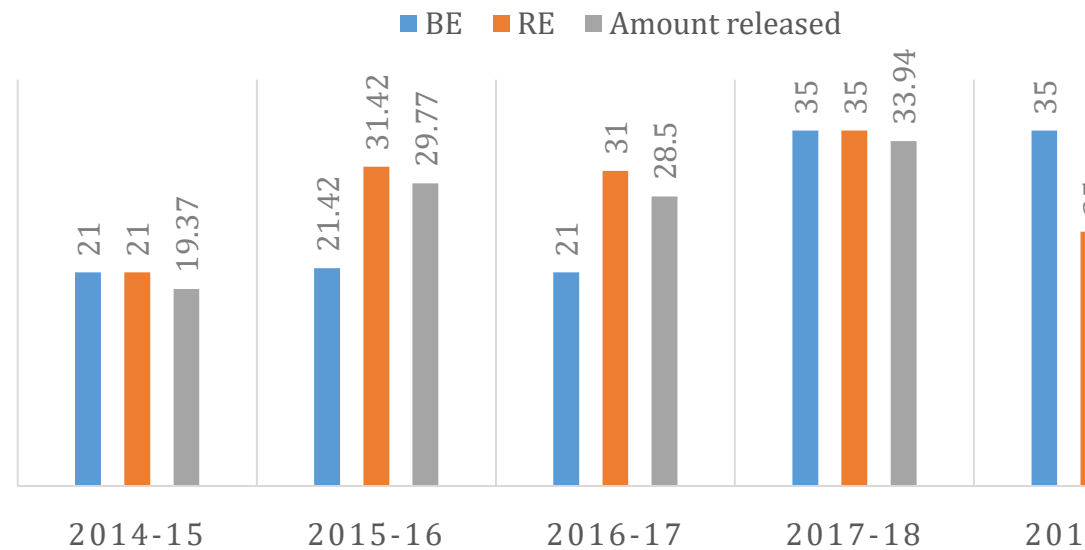
# National Overseas Scholarship (CS)

Year	BE (Rs. in Crore)	RE (Rs. in Crore)	Amount released (Rs. in Crore)	No. of Beneficiaries
2014-15	6.00	6.00	8.78	59
2015-16	6.12	16.12	13.45	50
2016-17	15.00	15.00	14.02	108
2017-18	15.00	15.00	3.06*	183
2018-19	15.00		0.68*	-

et to be finalized by Indian Missions.

# Scholarship Scheme of Top Class Education for SC Students (C)

Year	BE (Rs. in Crore)	RE (Rs. in Crore)	Amount released (Rs. in Crore)	No. of Beneficiaries
2014-15	21.00	21.00	19.37	1,569
2015-16	21.42	31.42	29.77	1,907
2016-17	21.00	31.00	28.50	2033
2017-18	35.00	35.00	33.94	1883
2018-19	35.00	25.00	12.48	-



## Upgradation of Merit of SC Students(CSS)

The proposal for merger of the existing Scheme of Upgradation of Merit of SC students with the Scheme of Free Coaching for SC and OBC Students has been approved by Competent Authority.

The Budget and expenditure figures are as under:

Year	Budget allocation (Rs. in Crore)	RE (Rs. in Crore)	Amount released (Rs. in Crore)	No. of Beneficiaries
2014-15	5.00	4.00	2.86	1554
2015-16	4.00	4.00	2.75	1283
2016-17	3.00	1.00	1.00	812
2017-18	2.00	2.00	1.21	111
2018-19	0.01	0.01		

# DBT Data 2017-18 & 2018-19

No.	Name of State/UT	Total No. of Beneficiaries	Total No. of Beneficiaries with Bank Accounts	Total No. of Beneficiaries with Aadhaar
	Andhra Pradesh	12,44,276	12,44,276	12,44,276
	Arunachal Pradesh	0	0	0
	Andman & & Nikobar	0	0	0
	Assam	1	1	1
	Bihar	7,89,729	85,125	54,736
	Chandigarh	34,904	34,904	34,904
	Chhatishgarh	34,904	34,904	34,904

# DBT Data 2017-18 & 2018-19

S.No.	Name of the State/UT	Total No. of Beneficiaries	Total No. of Beneficiaries with Bank Account	Total No. of Beneficiaries with Aadhaar
8.	Dadara and Nagar Haveli	0	0	0
9.	Daman & Diu	0	0	0
10.	Delhi	356	351	0
11.	Goa	330	0	0
12.	Gujarat	50,197	0	16,193
13.	Haryana	1,642	1,623	1,642
14	Himachal Pradesh	35,940	35,940	35,940

# DBT Data 2017-18 & 2018-19

No.	Name of the State/UT	Total No. of Beneficiaries	Total No. of Beneficiaries with Bank Accounts	Total No. of Beneficiaries with Aadhaar
1.	Jammu and Kashmir	2,491	882	0
2.	Jharkhand	38,055	18,255	38,055
3.	Karnataka	3,38,658	3,38,658	2,64,239
4.	Kerala	4,06,764	4,06,764	3,54,199
5.	Lakshadweep	0	0	0
6.	Madhya Pradesh	6,85,543	6,85,543	4,94,198
7.	Maharashtra	66,803	0	0

# DBT Data 2017-18 & 2018-19

No.	Name of the State/UT	Total No. of Beneficiaries	Total No. of Beneficiaries with Bank Accounts	Total No. of Beneficiaries with Aadhaar
.	Manipur	0	0	0
.	Meghalaya	0	0	0
.	Mizoram	0	0	0
.	Nagaland	0	0	0
.	Odisha	1,87,506	1,87,506	0
.	Puducherry	2,846	2,846	1,423
.	Punjab	3,05,822	0	3.05,822

# DBT Data 2017-18 & 2018-19

No.	Name of the State/UT	Total No. of Beneficiaries	Total No. of Beneficiaries with Bank Accounts	Total No. of Beneficiaries with Aadhaar
1.	Rajasthan	1,31,985	1,14,368	1,31,985
2.	Sikkim	0	0	0
3.	Tamil Nadu	7,76,206	7,76,206	7,76,206
4.	Telangana	84,898	84,898	84,898
5.	Tripura	5,636	0	5,636
6.	Uttar Pradesh	7,88,037	7,76,880	6,29,654
7.	Uttrakhand	69,506	0	0
8.	West Bengal	8,22,659	0	0
	Total	6870790	4795026	4474006